



POLARIS
RANGER[®]



2025



TACKLE THE
TOUGH STUFF

CHOOSE YOUR RANGER

MID - SIZE



RANGER SP 530



RANGER SP 570 HD

FULL - SIZE



RANGER 1000 PREMIUM



RANGER XP 1000 HD



RANGER DIESEL HD



RANGER XP 1000
NORTHSTAR PREMIUM



RANGER XD 1500
NORTHSTAR ULTIMATE



RANGER XP KINETIC ULTIMATE ^{EV}

CREW



RANGER CREW XP 1000 PREMIUM



RANGER CREW XP 1000
NORTHSTAR PREMIUM



RANGER CREW XD 1500
NORTHSTAR ULTIMATE



POLARIS
RANGER[®]

FIND THE RIGHT RANGER FOR YOU

WORK SIDE-BY-SIDE WITH A PARTNER
THAT FITS YOUR TO-DO LIST



MID-SIZE

ENGINE

UP TO 570 CC
(32 HP - 44 HP)

SEATING

2

TRANSMISSION

POLARIS CTV

TOW UP TO 680 KG

DUMP BOX CAPACITY UP TO 227KG

RIGHT SIZE. RIGHT PRICE.

SP 530 & SP 570



FULL-SIZE

ENGINE

UP TO 1,000 CC
(24.8 HP - 82 HP)

SEATING

3-6

TRANSMISSION

UPGRADED GEN 2 TRANSMISSION

TOW UP TO 1,134KG

DUMP BOX CAPACITY UP TO 567KG

TASK TO TRAIL VERSATILITY.

1000, XP 1000, XP 1000 NORTHSTAR, DIESEL & XP KINETIC



EXTREME DUTY

ENGINE

UP TO 1,500 CC
(110 HP)

SEATING

3-6

TRANSMISSION

STEELDRIVE

TOW UP TO 1,588KG

DUMP BOX CAPACITY UP TO 680KG

OUTWORK THEM ALL.

XD 1500 NORTHSTAR

FEATURES



MID-SIZE

RANGER SP 530



- 32 Horsepower
- 25" Carlisle 489 Tyres

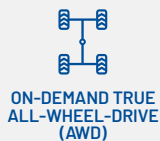
RANGER SP 570 HD



- 570 HD TRIM ALSO INCLUDES:**
- 44 Horsepower
 - Engine Braking System & Active Descent Control (ADC)
 - Hand Brake
 - 25" Pro Armor X Terrain Tyres
 - Poly Roof

- LED Headlights
- Full-Body Skid Plate
- Full-Coverage Front Bumper
- Electronic Power Steering (EPS)
- Mud Guards

COMMON SPECS





FULL-SIZE/CREW

RANGER 1000 PREMIUM



- 61 Horsepower
- 26" PXT 2.0 Tyres
- Adjustable Seat Slider
- LED Headlights
- Large Steel Bumper
- Poly Roof
- 2,041 KG HD Winch
- New Cab Nets

RANGER XP 1000



XP TRIM ALSO INCLUDES:

- 82 Horsepower
- 29" Pro Armor X Terrain Tyres
- 3-Mode Throttle Control

HD MODEL (3-SEAT ONLY) INCLUDES

- Active Descent Control (ADC)
- Hand Brake

RANGER XP 1000 NORTHSTAR PREMIUM*



NORTHSTAR TRIM ALSO INCLUDES:

- Heating & Air Conditioning
- Pro Shield Cab System with Manual Crank Window Doors
- USB Charge Port & Battery Charge Port

*Northstar models does not include HD, Hand Brake and ADC features.

COMMON SPECS



DIESEL

RANGER DIESEL HD



- 24.8 Horsepower
- Engine Braking System & Active Descent Control (ADC)
- Hand Brake
- Donaldson Air Filter
- 27" R12 Tyres

ELECTRIC

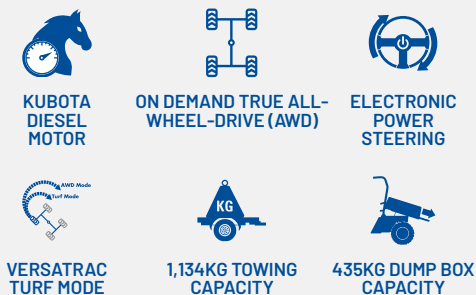
RANGER XP KINETIC ULTIMATE



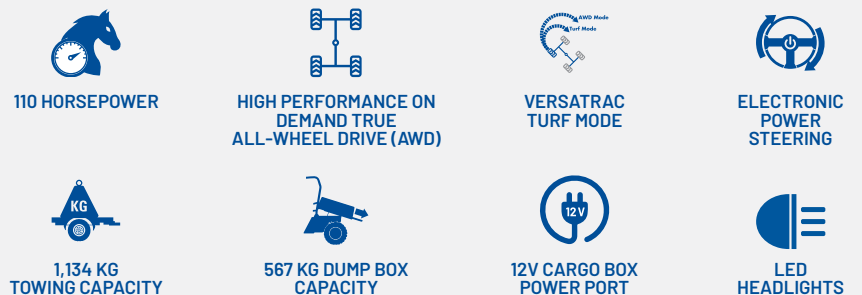
- 29.8 kWh Lithium-Ion Battery with up to 130km* Estimate Range
- 6 kW On-Board Battery Charger
- 29" Pro Armor X-Terrain Tyres and 14" Wheels

*Range estimates based on manufacturer data on typical customer driving usage and conditions. Actual range varies based on conditions such as external environment, weather, speed, cargo loads, rates of acceleration, vehicle maintenance, and vehicle usage.

SPECS



SPECS



FEATURES



EXTREME DUTY

RANGER XD 1500 NORTHSTAR ULTIMATE



6-Seat

3-Seat

- Heated Seats
- JBL Trail Pro 2000 Audio
- 12V Cargo Box Power Port
- 2,721 KG Pro HD Winch with Rapid Rope Recovery
- Enclosed Cab with Power Windows and Tip Out Windshield
- Heating & Air Conditioning (HVAC) System
- 30" Kenda CrossTrail Tyres & 15" Wheels
- Electronic Cargo Box Lift
- LED Cargo Box Light and Overhead Switch Panel
- Engine Braking System (EBS)
- Creep Function
- Steeldrive Transmission
- High-Output LED Headlights
- Drive Modes: Comfort, Standard, Sport Tow/Haul

SPECS



110 HORSEPOWER



ON-DEMAND TRUE ALL-WHEEL-DRIVE (AWD)



ELECTRONIC POWER STEERING



VERSATRAC TURF MODE



1,588 KG TOWING CAPACITY



DUMP BOX CAPACITY - 680 KG



OUTWORK
THEM ALL

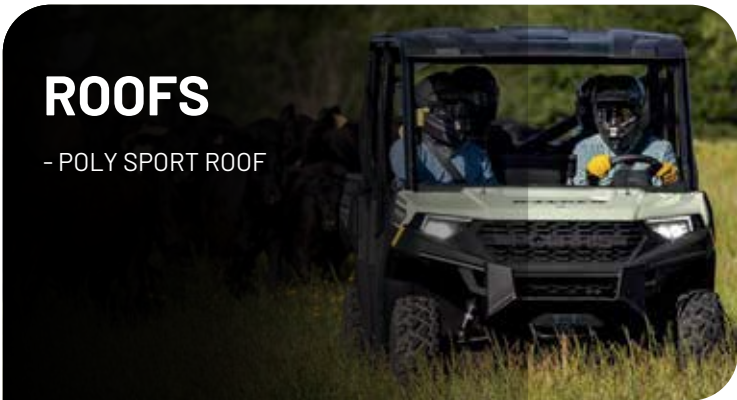


BUILD YOUR CAB

The cabin will keep the rain and the dust outside and provide you with extra comfort.

ROOFS

- POLY SPORT ROOF



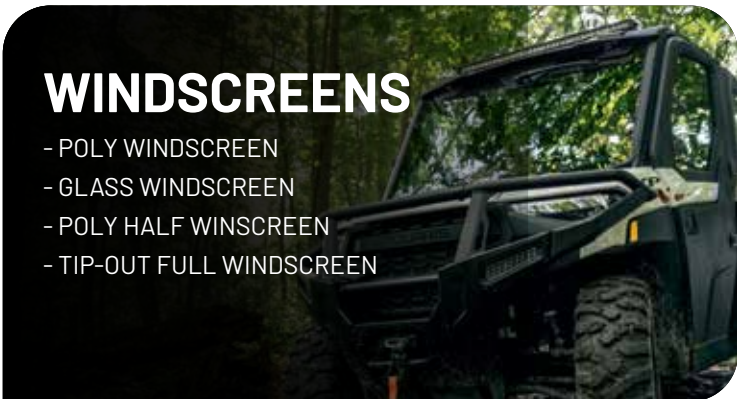
DOORS

- POLY FULL/HALF DOORS
- CANVAS FULL DOORS
- POLY HALF DOORS
- MANUAL CRANK WINDOW DOORS



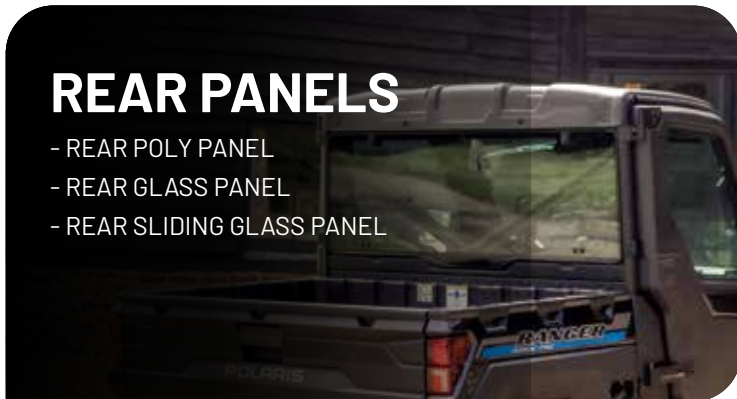
WINDSCREENS

- POLY WINDSCREEN
- GLASS WINDSCREEN
- POLY HALF WINDSCREEN
- TIP-OUT FULL WINDSCREEN



REAR PANELS

- REAR POLY PANEL
- REAR GLASS PANEL
- REAR SLIDING GLASS PANEL



POLARIS ACCESSORIES DESIGNED AND TESTED



WINCHES

- 3,500 LB WINCH
- 4,500 LB WINCH
- 6,000 LB WINCH WITH RAPID ROPE RECOVERY

BUMPERS & GUARDS

- FRONT BRUSHGUARD
- REAR BRUSHGUARD
- BUMPER & SIDE RAIL KIT
- ROCK SLIDERS WITH STEP

STORAGE SOLUTIONS

- COOLERS - 15L TO 105L
- HEADACHE RACK
- RHINO RACK (ROOF, SIDE & BED)
- UNDER SEAT STORAGE BOX

LIGHTS

- PRO ARMOUR LIGHT BAR 11" TO 40"
- PRO ARMOUR SPOT LIGHTS
- LED WORK LIGHT
- WORK BEACON LED LIGHT

TYRES

- PRO ARMOUR MUD TYRES
- PRO ARMOUR TYRE RANGE
- ALLOY WHEELS
- 8 PLY TO 10 PLY TYRE RANGE

AUDIO

- RANGER AUDIO & TECH SYSTEM
- AM/FM RADIO CAPABILITIES
- USB CONNECTIVITY
- BLUETOOTH TECHNOLOGY



RANGER SP 530



RANGER SP 570 HD

| | | |
|---|--|--|
| HORSEPOWER | 32 HP | 44 HP |
| DISPLACEMENT | 567cc | 567cc |
| DRIVE SYSTEM | On-Demand True AWD/2WD/VersaTrac Turf Mode | On-Demand True AWD/2WD/VersaTrac Turf Mode |
| ACTIVE DESCENT CONTROL | Not Equipped | Yes |
| FRONT SUSPENSION | MacPherson Strut 22.9 cm Travel | MacPherson Strut 22.9 cm Travel |
| REAR SUSPENSION | Dual A-Arm, IRS 25.4 cm Travel | Dual A-Arm, IRS 25.4 cm Travel |
| WHEELBASE | 185.4 cm | 185.4 cm |
| TYRES | 25" Carlisle 489 (4 Ply Rated) | 25" Pro Armor X Terrain (8 Ply Rated) |
| DRY WEIGHT | 525 kg | 597 kg |
| OVERALL VEHICLE SIZE (L X W X H) | 279 x 147 x 185 cm | 279 x 147 x 185 cm |
| GROUND CLEARANCE | 27.9 cm | 27.9 cm |
| SEATING CAPACITY | 2 | 2 |
| FUEL CAPACITY | 35.9 L | 35.9 L |
| BOX CAPACITY | 227 kg | 227 kg |
| PAYLOAD CAPACITY | 454 kg | 454 kg |
| HITCH TOWING RATING | 680 kg | 680 kg |
| ELECTRONIC POWER STEERING | Not Equipped | Yes |

*Specifications subject to change.



RANGER 1000 PREMIUM



RANGER XP 1000 HD



RANGER DIESEL HD



RANGER XP 1000 NORTHSTAR PREMIUM



RANGER XP KINETIC ULTIMATE ³

| | | | | | |
|----------------------------------|---|---|---|---|--|
| HORSEPOWER | 61 HP | 82 HP | 24.8 HP | 82 HP | 110 HP |
| DISPLACEMENT | 999cc | 999cc | 898cc | 999cc | N.A |
| DRIVE SYSTEM | High Performance On-Demand True AWD/2WD/VersaTrac Turf Mode | High Performance On-Demand True AWD/2WD/VersaTrac Turf Mode | On-Demand True AWD/2WD/VersaTrac Turf Mode | High Performance On-Demand True AWD/2WD/VersaTrac Turf Mode | High Performance On-Demand True AWD/2WD/VersaTrac Turf Mode |
| ACTIVE DESCENT CONTROL | Not Equipped | Yes | Yes | Not Equipped | Not Equipped |
| FRONT SUSPENSION | Dual A-Arm, 25.4 cm Travel | Dual A-Arm 25.4 cm Travel | Dual A-Arm with Stabilizer Bar 27.9 cm Travel | Dual A-Arm 25.4 cm Travel | Dual A-Arm 25.4 cm Travel |
| REAR SUSPENSION | Dual A-Arm, IRS 25.4 cm Travel | Dual A-Arm, IRS 25.4 cm Travel | Dual A-Arm IRS with Stabilizer Bar 27.9 cm Travel | Dual A-Arm, IRS 25.4 cm Travel | Dual A-Arm, IRS 25.4 cm Travel |
| WHEELBASE | 206 cm | 206 cm | 206 cm | 206 cm | 206 cm |
| TYRES | 26" PXT 2.0 (6 Ply Rated) | 29" Pro Armor X-Terrain (8 Ply Rated) | 27" R12 (8 Ply Rated) | 29" Pro Armor X-Terrain (8 Ply Rated) | 29" Pro Armor X-Terrain (8 Ply Rated) |
| DRY WEIGHT | 700 kg | 764 kg | 766 kg | 876 kg | 899 kg |
| OVERALL VEHICLE SIZE (L X W X H) | 305 x 159 x 198 cm | 305 x 158 x 201 cm | 305 x 158 x 196 cm | 305 x 165 x 201 cm | 305 x 158 x 198 cm |
| GROUND CLEARANCE | 31.8 cm | 36 cm | 33 cm | 36 cm | 35.6 cm |
| SEATING CAPACITY | 3 | 3 | 3 | 3 | 3 |
| FUEL CAPACITY | 43 L | 43.5 L | 43.5 L | 43.5 L | 29.8 KWh Lithium-Ion Battery with up to 120 km Estimate Range* |
| TILT BOX CAPACITY | 454 kg | 454 kg | 435 kg | 454 kg | 567 kg |
| PAYLOAD CAPACITY | 680 kg | 680 kg | 720 kg | 578 kg | 680 kg |
| HITCH TOWING RATING | 1,134 kg | 1,134 kg | 1,134 kg | 1,134 kg | 1,134 kg |
| ELECTRONIC POWER STEERING | Standard | Standard | Standard | Standard | Standard |

*Specifications subject to change. Range estimates based on manufacturer data on typical customer driving usage and conditions. Actual range varies based on conditions such as external environment, weather, speed, cargo loads, rates of acceleration, vehicle maintenance, and vehicle usage.

POLARIS RANGER

CREW

COMFORTABLE SEATING FOR 6



**RANGER CREW XP
1000 PREMIUM**



**RANGER CREW XP 1000
NORTHSTAR PREMIUM**

| | | |
|----------------------------------|--|--|
| HORSEPOWER | 82 HP | 82 HP |
| DISPLACEMENT | 999cc | 999cc |
| DRIVE SYSTEM | High Performance On-Demand True AWD/2WD/VersaTrac Turf Mode | High Performance On-Demand True AWD/2WD/VersaTrac Turf Mode |
| ACTIVE DESCENT CONTROL | Not Equipped | Not Equipped |
| FRONT SUSPENSION | Dual A-Arm 25.4 cm Travel | Dual A-Arm 25.4 cm Travel |
| REAR SUSPENSION | Dual A-Arm, IRS 25.4 cm Travel | Dual A-Arm, IRS 25.4 cm Travel |
| WHEELBASE | 287 cm | 287 cm |
| TYRES | 29" Pro Armor X-Terrain (8 Ply Rated) | 29" Pro Armor X-Terrain (8 Ply Rated) |
| DRY WEIGHT | 886 kg | 1,074 kg |
| OVERALL VEHICLE SIZE (L X W X H) | 386 x 158 x 201 cm | 386 x 158 x 201 cm |
| GROUND CLEARANCE | 36 cm | 35.5cm |
| SEATING CAPACITY | 6 | 6 |
| FUEL CAPACITY | 43.5 L | 43.5 L |
| TILT BOX CAPACITY | 454 kg | 454 kg |
| PAYLOAD CAPACITY | 767 kg | 558 kg |
| HITCH TOWING RATING | 1,134 kg | 1,134 kg |
| ELECTRONIC POWER STEERING | Standard | Standard |

*Specifications subject to change.

POLARIS



RANGER XD 1500 NORTHSTAR ULTIMATE



RANGER CREW XD 1500
NORTHSTAR ULTIMATE

| | | |
|----------------------------------|--|--|
| HORSEPOWER | 110 HP | 110 HP |
| DISPLACEMENT | 1498cc | 1498cc |
| DRIVE SYSTEM | On-Demand True AWD/2WD/Turf/Ultra Turf, Drive Modes: Comfort, Standard, Sport, Tow/Haul, Equipped with creep in drive and reverse to help with low speed drivability for smoother power delivery | On-Demand True AWD/2WD/Turf/Ultra Turf, Drive Modes: Comfort, Standard, Sport, Tow/Haul, Equipped with creep in drive and reverse to help with low speed drivability for smoother power delivery |
| ACTIVE DESCENT CONTROL | Drive Mode Specific Engine Braking System. Hill Assist enables the vehicle to hold its position, allowing easier maneuvering and improved control when stopping and starting on hills. | Drive Mode Specific Engine Braking System. Hill Assist enables the vehicle to hold its position, allowing easier maneuvering and improved control when stopping and starting on hills. |
| FRONT SUSPENSION | Dual A-Arm 30.5 cm Travel | Dual A-Arm 30.5 cm Travel |
| REAR SUSPENSION | Dual Arched A-Arm IRS 30.5 cm Travel | Dual Arched A-Arm IRS 30.5 cm Travel |
| WHEELBASE | 241.3 cm | 322.6 cm |
| TYRES | 30" KENDA® CROSS TRAIL (8 Ply Rated) | 30" KENDA® CROSS TRAIL (8 Ply Rated) |
| DRY WEIGHT | 1,270 kg | 1,507 kg |
| OVERALL VEHICLE SIZE (L X W X H) | 348 x 163 x 198 cm | 416.5 x 163 x 198 cm |
| GROUND CLEARANCE | 38 cm | 38 cm |
| SEATING CAPACITY | 3 | 6 |
| FUEL CAPACITY | 51.5 L | 51.5 L |
| TILT BOX CAPACITY | 680 kg | 680 kg |
| PAYLOAD CAPACITY | 773 kg | 755 kg |
| HITCH TOWING RATING | 1,588 kg | 1,588 kg |
| ELECTRONIC POWER STEERING | High Output EPS | High Output EPS |

*Specifications subject to change.

POLARIS

Polaris reserves the right to withdraw any product from sale or change specifications and pricing without notice. Confirm model specifications and availability with your Polaris Dealer prior to ordering. The Polaris range is not intended for and may not be registered for on-road use. All photography taken with professional riders and drivers. For your safety, always operate Polaris products as instructed in the product manual and on warning labels. Never carry passengers on any product not designed for such use. Preserve your future riding opportunities by showing respect for the environment, local laws and the rights of others. Avoid excessive speeds and be particularly careful on difficult terrain. Polaris Sales Australia Pty Ltd ABN 62 088 081 949.